


REL-MR- 60DC/21

Order No.: 2961118

The illustration shows the version REL-MR- 24DC/21



<http://eshop.phoenixcontact.de/phoenix/treeViewClick.do?UID=2961118>

Pluggable miniature relays, with power contact, 1 PDT, input voltage 60 V DC

Commercial data

| | |
|--------------------------|-------------------|
| EAN | 4017918130886 |
| Pack | 10 pcs. |
| Customs tariff | 85364190 |
| Weight/Piece | 0.00644 KG |
| Catalog page information | Page 76 (IF-2007) |

Product notes

WEEE/RoHS-compliant since:
03/13/2006



<http://www.download.phoenixcontact.com>
Please note that the data given here has been taken from the online catalog. For comprehensive information and data, please refer to the user documentation. The General Terms and Conditions of Use apply to Internet downloads.

Technical data

Coil side

| | |
|-----------------------------------|---------------------------------|
| Nominal input voltage U_N | 60 V DC |
| Nominal input current at U_{IN} | 3 mA |
| Typical response time | 5 ms |
| Typical release time | 2.5 ms |
| Coil resistance | 20500 Ω +/-15% (at 20°C) |

Contact side

| | |
|---------------------------------------|------------------------|
| Contact type | Single contact, 1-PDT |
| Contact material | AgSnO |
| Maximum switching voltage | 250 V AC/DC |
| Minimum switching voltage | 12 V AC/DC |
| Maximum inrush current | (on request) |
| Min. switching current | 10 mA |
| Limiting continuous current | 6 A |
| Interrupting rating (ohmic load) max. | 140 W (for 24 V DC) |
| | 20 W (for 48 V DC) |
| | 18 W (for 60 V DC) |
| | 23 W (for 110 V DC) |
| | 40 W (for 220 V DC) |
| | 1500 VA (for 250 V AC) |

General data

| | |
|--|---|
| Length | 28 mm |
| Height | 15 mm |
| Width | 5 mm |
| Test voltage relay winding/relay contact | 4 kV AC (50 Hz, 1 min) |
| Ambient temperature (operation) | -40 °C ... 85 °C |
| Ambient temperature (storage/transport) | -40 °C ... 85 °C |
| Operating mode | 100% operating factor |
| Service life mechanical | 2 x 10 ⁷ cycles |
| Standards/regulations | IEC 60664 |
| | IEC 60664 A |
| | DIN VDE 0110 |
| | DIN VDE 0106-101 |
| | DIN EN 50178/DIN VDE 0160 (in relevant parts) |
| | IEC 60255/DIN VDE 0435 (in relevant parts) |
| | EN 60730/DIN VDE 0631 |
| Pollution degree | 3 |
| Surge voltage category | III |
| Mounting position | Any |
| Assembly instructions | In rows with zero spacing |

Connection data

| | |
|--------------------|--------------------------|
| Type of connection | Plug / solder connection |
|--------------------|--------------------------|

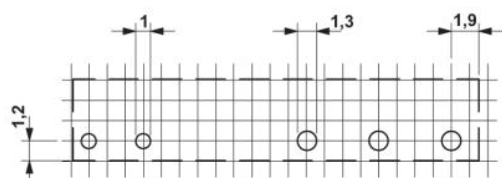
Certificates / Approvals



Certification: CSA, CUL, GL, GOST, UL, VDE-PZI, VDE-PZI

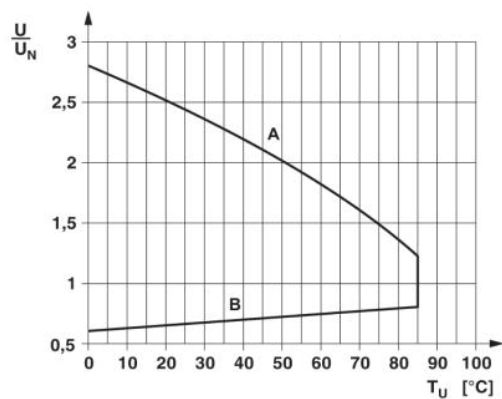
Drawings

Drilling diagram

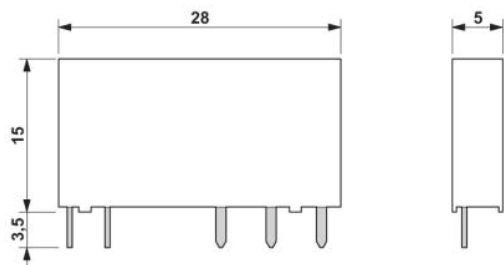


a = pitch division 1.25 mm and 1.27 mm

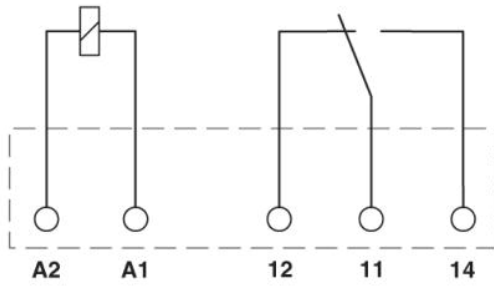
Diagram



Dimensioned drawing



Circuit diagram



Address

PHOENIX CONTACT UAB
Svitrigailos Str. 11b
03228 Vilnius, LITHUANIA
Phone +370 5 2106321
Fax +370 5 2106324
<http://www.phoenixcontact.lt>



© 2009 Phoenix Contact
Technical modifications reserved;